








## CUPCAKE TOPPERS (Front):

Print in color on cardstock. Cut out and glue front and back princess onto a stick. Add to cupcakes and decorate.











## CUPCAKE TOPPERS (Front):

Print in color on cardstock. Cut out and glue front and back princess onto a stick. Add to cupcakes and decorate.



## CUPCAKE TOPPERS (Back):

Print in color on cardstock. Cut out and glue front and back princess onto a stick. Add to cupcakes and decorate.



## CUPCAKE TOPPERS (Back):

Print in color on cardstock. Cut out and glue front and back princess onto a stick. Add to cupcakes and decorate.

