


SHRINKY DINK CHARMS/KEYCHAINS:

Print. Trace the outline of the character on shrinky dink paper with a sharpie pen. Color shrinky dink paper with permanent markers or colored pencils. Hole punch to turn into a charm, cut out, and shrink in oven.






THE ALOHA HUT©2021

FREE PRINTABLES

www.thealohahut.com

SHRINKY DINK CHARMS/KEYCHAINS:

Print. Trace the outline of the character on shrinky dink paper with a sharpie pen. Color shrinky dink paper with permanent markers or colored pencils. Hole punch to turn into a charm, cut out, and shrink in oven.








THE ALOHA HUT©2021

FREE PRINTABLES

www.thealohahut.com

SHRINKY DINK CHARMS/KEYCHAINS:

Print. Trace the outline of the character on shrinky dink paper with a sharpie pen. Color shrinky dink paper with permanent markers or colored pencils. Hole punch to turn into a charm, cut out, and shrink in oven.



THE ALOHA HUT©2021

FREE PRINTABLES

www.thealohahut.com