

## EASTER FOOTSTEPS - AN ADVENT CALENDAR FOR THE WEEK OF EASTER:

Print Easter scene in color on cardstock. Print this page and cut out each strip. Roll up and put in a plastic egg. Label eggs one to seven. Open egg one starting the Monday before Easter and follow with one egg per day.

**1** Jesus did important work at special places in the days before He was crucified and resurrected. This week before Easter, we will follow His footsteps to find out more about where He went and what He did.

### **Draw a picture of Jesus teaching people.**

Jesus taught people on a hill called the Mount of Olives. This was the hill where He wept over the city (Luke 19:37-44). It was also here where he gave prophesies about the events that would occur just before His second coming (Matthew 24:3-26, Mark 13:3-7 and Luke 21:7-38).

### **Draw a picture of a palm branch.**

Jesus rode on a donkey into the city while crowds scattered palm branches along Jesus' path (Matthew 21:6-11). The palm tree was very important to the Jews. It represened one of the country's natural resources and was considered a gift from God because of their many uses in people's lives. The palm was extremely important to Jews at the time and they used almost every single part of the tree. With the fibers they made brooms, mats, baskets, sewing thread, ropes, and the oils were made into both butter and soap. Even bowls, cooking utensils, tools and boats were made from the wood and coconut shells. The seeds were turned into a medicinal drink,nuts and beads. The flowers were made into perfume and decorative headdresses. Strewing palm branches at Jesus' feet was a symbol of the giving up of worldly goods, both necessities and luxuries.

### **Draw a picture of a healed person with their arms stretched out in thanks.**

Jesus went to the temple and cast out all of the people that were buying and selling in the temple. He then proceeded to heal the blind and the lame (Matthew 21:12, 14).

### **Draw a picture of Jesus praying.**

After the Last Supper, where Jesus taught His disciples the sacrament, He went into the Garden of Gethsemane and kneeled down and prayed. (Luke 22:41-44). This is called the Atonement where He atoned for our sins.

### **Draw a cross.**

Jesus was betrayed, put on trial, and abused before He willingly died on the cross as a ransom for us all. After He passed, He was taken and wound in linen clothes with spices and put into the tomb (John 19:16-42).

### **Leave this egg blank.**

Mary Magdalene and another Mary went to the tomb but they were met by an angel who told them "Fear not ye;...He is not here: for He is risen." (Matthew 28)





### **Color our "He is Risen" print or draw your own picture of the Resurrected Christ.**

Happy Easter!

## **EASTER FOOTSTEPS - AN ADVENT CALENDAR FOR THE WEEK OF EASTER:**

Print all pages on cardstock. Cut off white edges and tape together the four scene pages. Hang the scene on the wall.

Cut out eggs. More instructions on the following page.



## **EASTER FOOTSTEPS - AN ADVENT CALENDAR FOR THE WEEK OF EASTER:**

Print on Cardstock. Cut out eggs. You will draw + color one egg per day using the timeline below.

Monday - Egg 1) Jesus Teaching People

Tuesday - Egg 2) A Palm Branch

Wednesday - Egg 3) A Healed Man

Thursday - Egg 4) Jesus Praying



Friday - Egg 5) A Cross

Saturday - Egg 6) leave blank

Sunday - Color our "He is Risen"

print or draw your own.

**HAPPY EASTER!!**



# HE IS RISEN!



THE ALOHA HUT © 2021

FREE PRINTABLES

[www.thealohahut.com](http://www.thealohahut.com)



# EASTER FOOTSTEPS



