

EASTER GARLAND:

Print in color on cardstock paper. Cut out and tape to a string or sew together.

THE ALOHA HUT©2021

FREE PRINTABLES

www.thealohahut.com

HIP

HOP

HIP

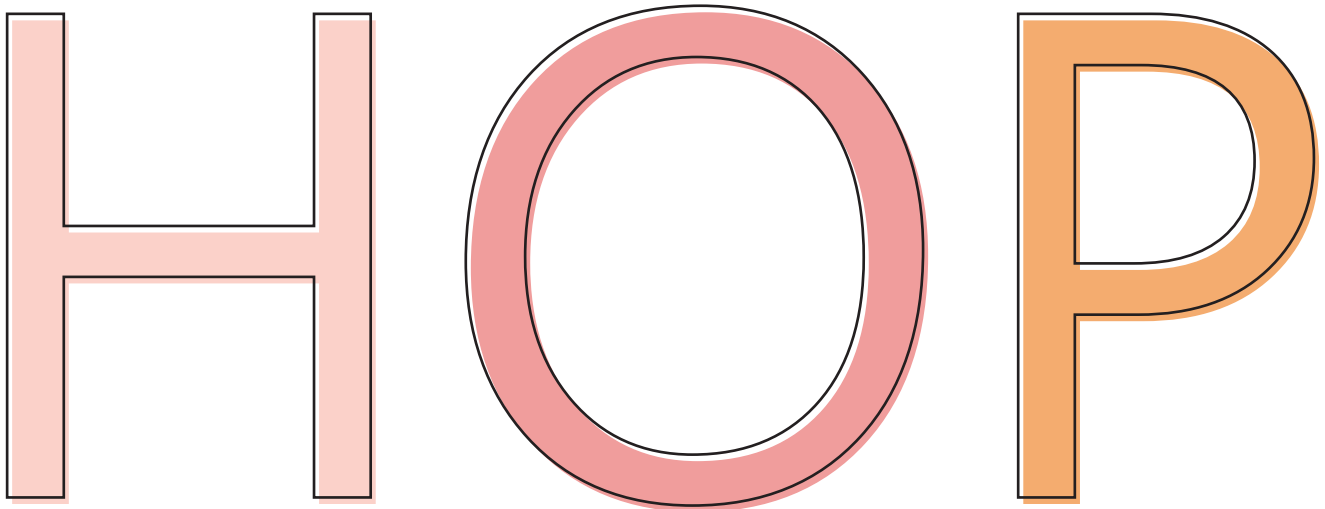

EASTER GARLAND:

Print in color on cardstock paper. Cut out and tape to a string or sew together.

THE ALOHA HUT©2021

FREE PRINTABLES

www.thealohahut.com




EASTER GARLAND:

Print in color on cardstock paper. Cut out and tape to a string or sew together.

THE ALOHA HUT©2021

FREE PRINTABLES

www.thealohahut.com











EASTER GARLAND:

Print in color on cardstock paper. Cut out and tape to a string or sew together.

THE ALOHA HUT©2021

FREE PRINTABLES

www.thealohahut.com








EASTER GARLAND:

Print in color on cardstock paper. Cut out and tape to a string or sew together.

THE ALOHA HUT©2021

FREE PRINTABLES

www.thealohahut.com












EASTER GARLAND:

Print in color on cardstock paper. Cut out and tape to a string or sew together.

THE ALOHA HUT©2021

FREE PRINTABLES

www.thealohahut.com



EASTER GARLAND:

Print in color on cardstock paper. Cut out and tape to a string or sew together.

THE ALOHA HUT©2021

FREE PRINTABLES

www.thealohahut.com

